






The Pupil Premium was introduced in April 2011, and paid by means of a specific grant based on school census figures for pupils registered as eligible for Free School Meals (FSM) in Reception to Year 11. For looked after children the Pupil Premium was calculated using the Children Looked After data returns (SSDA903). The Pupil Premium is additional to main school funding and it will be used by this school to address any underlying inequalities between children eligible by ensuring that funding reaches the pupils who need it most.

### Our plan for the PP allocation for the financial year 2016/2017

This is how Wickford CofE will direct the Pupil Premium Funding of £22,440 throughout the year 2016/2017.

Strategy	Objective	Approx Cost	Rationale	Review	Success
High quality deployment of premium	To ensure we achieve good or better outcomes for all children.	Spend: £11767.59p	<p>Ongoing dedicated leadership time will ensure that pupil premium resources are targeted effectively throughout the year.</p> <p>Lead Practitioners will provide Training and intervention support for staff working with pupils who are not meeting expected levels of progress and/or attainment.</p>	<p>A large amount of leadership time was dedicated to improving intervention support. This has ensured that maximum progress was made and the sustainability of that provision could continue. Staff evaluation and reflection is high.</p> <p>CPD opportunities, improving High Quality Teaching was significant. External reviews reflect this impact.</p>	 

<p>Pastoral and emotional support</p>	<p>To provide support in meeting the emotional needs of pupils and reduce barriers to learning related to behaviour.</p>	<p>Spend: £51.86p</p>	<p>Eligible children will participate in group or individual support to meet their social, emotional, needs. This might be thorough one to one CAMHS support and the work of Kerry Westbrook or through small group work in Bubble Time, led by a HLTA.</p>	<p>This has happened and been of significant benefit to 2 PP children. Case study outlines details.</p>	
<p>Early identification of barriers to learning</p> <p>Before and after school care</p>	<p>To support disadvantaged children and families with uniform costs, transport, educational visits etc.</p> <p>To support low income families with childcare before and after school</p>	<p>Spend: £5235,27p</p>	<p>This funding will continue to support children at Wickford C of E in a range of ways:</p> <ul style="list-style-type: none"> <li>• supporting the cost of educational visits for families unable to make a contribution;</li> <li>• support with uniform for individuals. This will enable them to feel part of the school community;</li> <li>• extra-curricular clubs for individuals;</li> <li>• activities in and outside of school</li> <li>• daily milk.</li> </ul> <p>This care will enable parents to access work and be confident that their child/children will be well cared for.</p> <p>Families will be together until parents collect/the walking bus collecting siblings from local schools</p>	<p>All PP families received uniform as needed and accepted.</p> <p>No child is disadvantaged from accessing trips, and before or after school care.</p> <p>Clubs and milk costs are covered, full logs held to show access.</p>	

<p>Gifted and talented provision</p>	<p>To help further develop our gifted and talented children who otherwise might not receive much pupil premium support.</p>	<p>Spend: £251.27p</p>	<p>Targeted group or individual support to nurture and encourage our less fortunate children whose gifts and talents have been identified.</p>	<p>Most able children were identified for RWM and non core subjects. Children were included in master classes/ extended and supported through the development of thinking and applying their skills at a deeper level in all three year groups. Year 1 reading saw an increase in children working at greater depth in reading compared to non PP. 37% of the cohort reached greater depth in reading. 38% non pp and 33% pp.</p>	
--------------------------------------	---	----------------------------	--	---	---

Total £23554.50p

## Year 2

90% reached expected levels as a cohort in reading

89% of non PP achieved the expected level in reading

100% of PP children achieved the expected level in reading

83% of the cohort reached expected levels in writing

81% of non PP achieved the expected level in writing

100% of PP children achieved the expected level in writing

86% reached expected levels as a cohort in maths

86% of non PP achieved the expected level in maths

80% of PP children achieved the expected level in maths

74% of the cohort achieved the expected level in SPAG

81% of non PP achieved the expected level in SPAG

80% of PP achieved the expected level in SPAG

79% of the cohort achieved the expected level in reading, writing and maths

78% of non PP achieved the expected level in reading, writing and maths

80% of PP achieved the expected level in reading, writing and maths

## GLD

82% achieved GLD in 2016-17

81% non PP children achieve GLD

100% PP children achieved GLD

## Year 1 Phonics

93% passed the phonic test

91% of non PP children achieved  
the phonics pass mark

88% of PP children achieved the  
phonics pass mark